

A5 Degrees offered by your institution:


Certificate


B1

	Men	Women	Another Gender	Men	Women	Another Gender	Row Total*
Undergraduates							
Degree-seeking, first-time first-year	298	436		1			735
Other first-year, degree-seeking	1	1					2
Total degree-seeking	1,127	1,608		14	11		2,760
All other undergraduates enrolled in credit courses		4		4	8		16
Total undergraduates	1,127	1,612		18	19		2,776
Graduate							
Degree-seeking, first-time							

Persistence


B3 Number of degrees awarded by your institution from July 1, 2022, to June 30, 2023.





A Initial 2017 cohort of first-time, full-time, bachelor's (or equivalent) degree-seeking undergraduate students 110 89 462 661

B





C8: SAT and ACT Policies
Entrance exams

Yes	No
X	

C8A



Required to be considered for admission	Recommended	Require for Some	Not required for admission but considered if submitted	Not considered for admission, even if submitted
--	--------------------	-------------------------	---	--

SAT or ACT			X	
ACT Only			X	
SAT Only			X	

C8B

C8C

C8D

X	Yes
	No

C8E

C9-C12: First-time, first-year Profile

Provide information for ALL enrolled, degree-seeking, full-time and part-time, first-time, first-year students enrolled in Fall 2023

C9 Percent and number of first-time, first-year students enrolled in Fall 2023 who submitted national standardized (SAT/ACT) test scores.

- Include information for ALL enrolled, degree-seeking, first-time, first-year (freshman) students who submitted test scores.
- Do not include partial test scores (e.g., mathematics scores but not critical reading for a category of students) or combine other standardized test
- Do not convert SAT scores to ACT scores and vice versa.
- If a student submitted multiple sets of scores for a single test, report this information according to how you use the data. For example:
 - If you consider the highest scores from either submission, use the highest combination of scores (e.g., verbal from one submission, math from the other).
 - If you average the scores, use the average to report the scores.

	Percent	Number	
Submitting SAT Scores	24%	175	175/738
Submitting ACT Scores	8%	61	61/738

Assessment	25th Percentile	Median (50th Percentile)	75th Percentile	Mean
SAT Composite	1320	1380	1440	1376
SAT Evidence-Based Reading and Writing	660	690	730	689
SAT Math	650	690	730	687
ACT Composite	30	32	33	32
ACT Math	27	28	31	29
ACT English	31	34	35	34
ACT Writing	n/a	n/a	n/a	n/a

Score Range	SAT Evidence-Based Reading and Writing (N)	SAT Evidence-Based Reading and Writing (%)	SAT Math (N)	SAT Math (%)
700-800	86	49.1%	70	40.0%
600-699	80	45.7%	96	54.9%
500-599	7	4.0%	9	5.1%
400-499	2	1.1%		0.0%
300-399		0.0%		
200-299				
Totals should = 100%	175	100.0%	175	100.0%


Score Range	SAT Composite N	SAT Composite %
1400-1600	67	38.3%
1200-1399	102	58.3%
1000-1199	6	3.4%
800-999		0.0%
600-799		
400-599		
Totals should = 100%	175	100.0%

Score Range	ACT Composite (N)	ACT Composite (%)	ACT English (N)	ACT English (%)	ACT Math (N)	ACT Math (%)
30-36	52	85.2%	52	85.2%	26	42.6%
24-29	9	14.8%	9	14.8%	34	55.7%
18-23		0.0%		0.0%	1	1.6%
12-17		0.0%		0.0%		0.0%
6-11						
Below 6						
Totals should = 100%	61	100.0%	61	100.0%	61	100.0%

C13-C20: Admission Policies

C13 Application Fee

	Yes	No
	X	
\$	65.00	



C19 Early admission of high school students

Yes	No
X	

C20 Common Application: Question removed from CDS. (Initiated during 2006-2007 cycle)

C21-C22: Early Decision and Early Action Plans

C21 Early Decision

Yes	No
X	

November 15

mid-December

January 15

mid-February

1005
419
401

<u>EARLY DECISION</u>	
	ED1= 454
	ED2= 551
*Apps: 1005	Total= 1005
	ED1= 300
	ED2= 119
*Accepts: 419	Total= 419
	ED1= 291
	ED2= 110
*Enroll: 401	Total= 401

D. TRANSFER ADMISSION

D1-D2: Fall Applicants

	Yes	No
D1 Does your institution enroll transfer students? (If no, please skip to Section E) If yes, may transfer students earn advanced standing credit by transferring credits earned from course work completed at other colleges/universities?	X	
	X	

D2 Provide the number of students who applied, were admitted, and enrolled as degree-seeking transfer students in **Fall 2023**.

	Applicants	Admitted Applicants	Enrolled Applicants
Men	76	24	6
Women	115	52	18
Another Gender			
Total	191	76	24

D3-D11: Application for Admission

D3 Indicate terms for which transfers may enroll:

<input checked="" type="checkbox"/>	Fall
<input type="checkbox"/>	Winter
<input type="checkbox"/>	Spring
<input type="checkbox"/>	Summer

	Yes	No
D4 Must a transfer applicant have a minimum number of credits completed or else must apply as an entering first-year student? If yes, what is the minimum number of credits and the unit of measure? _____		X

D5 Indicate all items required of transfer students to apply for admission:

	Required of All	Recommended of All	Recommended of Some	Required of Some	Not Required
High school transcript	X				
College transcript(s)	X				
Essay or personal statement	X				
Interview					X
Standardized test scores					X
Statement of good standing from prior institution(s)	X				

D6 If a minimum high school grade point average is required of transfer applicants, specify (on a 4.0 scale): N/A

D7 If a minimum college grade point average is required of transfer applicants, specify (on a 4.0 scale): N/A

D8 List any other application requirements specific to transfer applicants:
At least one professor recommendation from current institution and mid-term report. Transfers with a 2-year degree need not supply standardized test scores.

D9 List application priority, closing, notification, and candidate reply dates for transfer students. If applications are reviewed on a continuous or rolling basis, place a check mark in the "Rolling admission" column.

	Priority Date	Closing Date	Notification Date	Reply Date	Rolling Admission
D9 Fall		April 1		3 weeks	
D9 Winter					
D9 Spring					
D9 Summer					



E1

- X Accelerated program
- X Comprehensive transition and postsecondary program for students with intellectual disabilities
- X

F1

	First-time, first-year students (N=735)	Undergraduates (N=2760)
	65% (437/676)	66% (1,672/2,521)
	0%	0%
	0%	0%
	99% (730/735)	88% (2,351/2,670)
	1% (5/735)	12% (319/2,670)
	0%	0.2% (12/2,760)
	18.2	19.7
	18.2	19.7

F2

- X Campus Ministries
- X Choral groups
- X Concert band
- X Dance
- X Drama/theater
- X
- X Jazz band
- X Literary magazine
- Marching band
- X Model UN
- X Music ensembles
- X Musical theater
- X Opera
- Pep band
- X Radio station
- X



Financial need: As determined by your institution using the federal methodology and/or your institution's own standards.

Need-based aid: College-funded or college-administered award from institutional, state, federal, or other sources for which a student must have financial need to qualify. This includes both institutional and non-institutional student aid (grants, jobs, and loans).

Need-based scholarship or grant aid: Scholarships and grants from institutional, state, federal, or other sources for which a student must have financial need to qualify.

Need-based self-help aid:

1. Non-need institutional grants
2. Non-need tuition waivers
3. Non-need athletic awards
4. Non-need federal grants
5. Non-need state grants

Aid Awarded to Enrolled Undergraduates

- H1 Enter total dollar amounts **awarded** to enrolled full-time and less than full-time degree-seeking undergraduates (**using the same cohort reported in CDS Question B1, "total degree-seeking" undergraduates**) in the following categories.
- If the data being reported are final figures for the 2022-2023 academic year (see the next item below), use the 2022-2023 academic year's CDS Question B1 cohort.
 - Include aid awarded to international students (i.e., those not qualifying for federal aid).
 - Aid that is non-need-based but that was used to meet need should be reported in the need-based aid column.
 - For a suggested order of precedence in assigning categories of aid to cover need, see the entry for "non-need-based scholarship or grant aid" on the last page of the definitions section.
 - **Do NOT include any aid related to the CARES Act or unique to the COVID-19 pandemic.**

2023-2024 estimated	2022-2023 Final
------------------------	-----------------

X

Skidmore College
Common Data Set 2023-2024

	Need-based (Include non-need-based aid use to meet need.)	Non-need-based (Exclude non-need-based aid use to meet need.)
Scholarships/Grants	\$2,435,509	\$0
	\$1,542,727	\$30,750
	\$71,048,033	\$1,145,000
	\$0	\$1,331,127
Self-Help	\$75,026,269	\$2,506,877

Skidmore College
Common Data Set 2023-2024

L	Average need-based self-help award (<u>excluding PLUS loans, unsubsidized loans, and private alternative loans</u>) of those in line f	\$ 5,500	\$ 5,700	\$ 7,600
M	Average need-based loan (<u>excluding PLUS loans, unsubsidized loans, and private alternative loans</u>) of those in line f who were awarded a need-based loan	\$ 1,950	\$ 2,600	\$ 3,750
*	Number of this year's students eligible for <u>Pell Grants</u>	88	353	0
*	Percentage of this year's students eligible for <u>Pell Grants</u>	12.0%	12.9%	0.0%

H2A

	First-time Full-time First-Year	Full-time Undergrad (FY)	Less Than Full-time Undergrad
N	Number of students in line a who had no financial need and who were awarded institutional non-need-based		

H5. Number and percent of students in class (defined in H4 above) borrowing from federal, non-federal, and any loan sources, and the average (or mean) amount borrowed.

- The "Average

	Number of students	Percent of students	Average amount borrowed	Total amount borrowed
A Any loan program: Federal Perkins, Federal Stafford Subsidized and Unsubsidized, institutional, state, private loans that your institution is aware of, etc. Include both Federal Direct Student Loans and Federal Family Education Loans.	260	44%	\$25,396	\$20,882
B Federal loan programs: Federal Perkins, Federal Stafford Subsidized and Unsubsidized. Include both Federal Direct Student Loans and Federal Family Education Loans.	253	43%	\$19,231	\$20,500
C Institutional loan programs.	0	0%	\$0	\$0
D State loan programs.	0	0%	\$0	\$0
E Private student loans made by a bank or lender.	30	5%	\$56,434	\$50,170

H6

- X
- X

102

\$72,426

\$7,387,507

H7

- X

Process for First-Year Students

H8

X

H9 Indicate filing dates for first-year students:

Priority date for filing required financial aid forms:

Deadline for filing required financial aid forms: January 15

H10

a) Students notified on or about (date):
April 1

b) Students notified on a rolling basis:
Yes

X No
If yes, starting date:

H11

May 1

Types of Aid Available

Please check off all types of aid available to undergraduates at your institution:

H12 Loans

X
X
X
X

X

H13 B4.2 4(Loa)-7.6 (ns)JET45.6 628.92 Tm(l)-8.7 (nd B

X
X
X
X
X



I-1.


Full-time	Part-time
Exclude	Include only if they teach one or more non-clinical credit

A



I-3.

2-9	10-19	20-29	30-39	40-49	50-99	100+	Total
131	407	165	17				



Skidmore College

Common Data Set 2023-2024

Athletics

Membership: NCAA Division III; Liberty League

Nickname: Thoroughbreds

	Intercollegiate		Intramural		Club Sports	
	Men	Women	Men	Women	Men	Women
Archery						
Badminton					Y	Y
Baseball	Y					
Basketball	Y	Y	Y	Y	Y	Y
Bowling						
Boxing						
Cheerleading						
Cricket						
Cross-country					Y	Y
Cycling						
Diving	Y	Y				
Equestrian		Y				
Fencing						
Field hockey		Y				
Football (tackle)						
Football (non-tackle)						
Golf	Y					
Gymnastics						
Handball						
Ice hockey	Y				Y	Y
Indoor Track						
Judo						
Lacrosse	Y	Y				
Martial Arts					Y	Y
Polo					Y	Y
Racquetball			Co-ed			
Rifle						
Rodeo						
Rowing (crew)	Y	Y				
Rugby						
Sailing						Y
Skiing (cross-country)						Y
Skiing (downhill)					Y	Y
Snow Footing					Y	Y
Soccer	Y	Y	Co-ed		Y	Y
Softball		Y				
Squash						
Swimming	Y	Y				
Synchronized Swimming						
Table tennis					Y	Y
Tennis	Y	Y	Co-ed			
Track and field						
Triathlon						
Ultimate (frisbee)						Y
Volleyball		Y	Co-ed			
Water polo						
Weight lifting						
Wrestling						

Skidmore College

Common Data Set 2023-2024

Majors offered by CIP code

Major Name	CIP Code	CIP Code Description
Environmental Studies	03.0103	Environmental Studies
Environmental Science	03.0104	Environmental Science
American Studies	05.0102	American/United States Studies/Civilization
Asian Studies	05.0103	Asian Studies/Civilization
Gender Studies	05.0299	Ethnic, Cultural Minority, and Gender Studies, Other
Computer Science	11.0101	Computer and Information Sciences, General
Education Studies	13.1202	Elementary Education and Teaching
German	16.0501	German Language and Literature
French	16.0901	French Language and Literature
Spanish	16.0905	Spanish Language and Literature
Classics	16.1200	Classics Lang, Literatures, Linguistics, General
English	23.0101	English Language and Literature, General
Self-Determined	24.0101	Liberal Arts and Sciences/Liberal Studies
Biology	26.0101	Biology/Biological Sciences, General
Health and Human		
Physiological Sciences	26.0908	Exercise Physiology
Neuroscience	26.1501	Neuroscience
Mathematics	27.0101	Mathematics, General
Philosophy	38.0101	Philosophy
Religious Studies	38.0201	Religion/Religious Studies
Chemistry	40.0501	Chemistry, General
Geosciences	40.0601	Geology/Earth Science, General
Physics	40.0801	Physics, General
Psychology	42.2704	Experimental Psychology
Social Work	44.0701	Social Work
Anthropology	45.0201	Anthropology
Economics	45.0603	Econometrics and Quantitative Economics
International Affairs	45.0901	International Relations and Affairs
Political Science	45.1001	Political Science and Government, General
Sociology	45.1101	Sociology
Political Science-French	45.9999	Social Sciences, Other
Political Science-German	45.9999	Social Sciences, Other
Political Science-Spanish	45.9999	Social Sciences, Other
Dance	50.0301	Dance, General
Theater	50.0501	Drama and Dramatics/Theatre Arts,
History of Art	50.0703	Art History, Criticism and Conservation
Art	50.0799	Fine Arts and Art Studies, Other
Music	50.0902	Music History, Literature, and Theory
Business	52.0101	Bus/Commerce, General
Business-French	52.9999	Bus, Manage, Marketing, Rel Support Serv, Other
Business-German	52.9999	Bus, Manage, Marketing, Rel Support Serv, Other
Business-Spanish	52.9999	Bus, Manage, Marketing, Rel Support Serv, Other
History	54.0101	History, General

Skidmore College

Common Data Set 2023-2024

Minors offered by CIP code

Minor Name	CIP Code	CIP Code Description
Environmental Studies and Sci.	03.0101	Natural Resources/Conservation, General
American Studies	05.0102	American/United States Studies/Civilization
Asian Studies	05.0103	Asian Studies/Civilization
Latin American Studies	05.0107	Latin American Studies
Black Studies	05.0201	African American/Black Studies
Gender Studies	05.0299	Ethnic, Cultural Minority, and Gender Studies, Other
Media and Film Studies	09.0102	Mass Communication/Media Studies
Computer Science	11.0101	Computer and Information Sciences, General
Education Studies	13.1202	Elementary Education and Teaching
Chinese	16.0301	Chinese Language and Literature
Japanese	16.0302	Japanese Language and Literature
German	16.0501	German Language and Literature
French	16.0901	French Language and Literature
Italian	16.0902	Italian Language and Literature
Spanish	16.0905	Spanish Language and Literature
Classics	16.1200	Classics Lang, Literatures, Linguistics, General
English	23.0101	English Language and Literature, General
Biology	26.0101	Biology/Biological Sciences, General
Health and Human Physiological Sciences	26.0908	Exercise Physiology
Mathematics	27.0101	Mathematics, General
Statistics	27.0501	Statistics, General
Intergroup Relations	30.2301	Intercultural/Multicultural and Diversity Studies
Philosophy	38.0101	Philosophy
Religious Studies	38.0201	Religion/Religious Studies
Chemistry	40.0501	Chemistry, General
Geosciences	40.0601	Geology/Earth Science, General
Physics	40.0801	Physics, General
Anthropology	45.0201	Anthropology
Economics	45.0601	Economics, General
International Affairs	45.0901	International Relations and Affairs
Political Science	45.1001	Political Science and Government, General
Sociology	45.1101	Sociology
Dance	50.0301	Dance, General
Theater	50.0501	Drama and Dramatics/Theatre Arts,
Art History	50.0703	Art History, Criticism and Conservation
Arts Administration	50.1001	Arts, Entertainment, and Media Management, General
Art (Studio)	50.0799	Fine Arts and Art Studies, Other
Music	50.0902	Music History, Literature, and Theory
Business	52.0101	Bus/Commerce, General
Entrepreneurship	52.0701	Entrepreneurship/Entrepreneurial Studies
History	54.0101	History, General

Common Data Set Definitions

All definitions related to the financial aid section appear at the end of the Definitions document.

Items preceded by an asterisk (*) represent definitions agreed to among publishers which do not appear on the CDS document but may be present on individual publishers' surveys.

Additional guidance for some terms, particularly those common with the IPEDS survey, may be found here:

<https://surveys.nces.ed.gov/ipeds/public/glossary>

***Academic advisement:** Plan under which each student is assigned to a faculty member or a trained adviser, who, through regular meetings, helps the student plan and implement immediate and long-term academic and vocational goals.

Accelerated program: Completion of a college program of study in fewer than the usual number of years, most often by attending summer sessions and carrying extra courses during the regular academic term.

Admitted student: Applicant who is offered admission to a degree-granting program at your institution.

***Adult student services:** Admission assistance, support, orientation, and other services expressly for adults who have started college for the first time, or who are re-entering after a lapse of a few years.

American Indian or Alaska Native: A person having origins in any of the original peoples of North and South America (including Central

Skidmore College

Common Data Set 2023-2024

Continuous basis (for program enrollment): A calendar system classification that is used by institutions that enroll students at any time during the academic year. For example, a cosmetology school or a word processing school might allow students to enroll and begin studies at various times, with no requirement that classes begin on a certain date.

Cooperative education program: A program that provides for alternate class attendance and employment in business, industry, or government.

Cooperative housing: College-owned, -operated, or -affiliated housing in which students share food and housing expenses and participate in household chores to reduce living expenses.

***Counseling service:** Activities designed to assist students in making plans and decisions related to their education, career, or personal development.

Credit:

Skidmore College

Common Data Set 2023-2024

External degree program: A program of study in which students earn credits toward a degree through independent study, college courses,

Skidmore College

Common Data Set 2023-2024

*On-campus day care:

Skidmore College

Common Data Set 2023-2024

Need-based aid: College-funded or college-administered award from institutional, state, federal, or other sources for which a student must have financial need to qualify. This includes both institutional and non-institutional student aid (grants, jobs, and loans).

Need-based scholarship or grant aid: Scholarships and grants from institutional, state, federal, or other sources for which a student must have financial need to qualify.

Need-based self-help aid: Loans and jobs from institutional, state, federal, or other sources for which a student must demonstrate financial need to qualify.

Non-need-based scholarship or grant aid: Scholarships and grants, gifts, or merit-based aid from institutional, state, federal, or other sources (including unrestricted funds or gifts and endowment income) awarded solely on the basis of academic achievement, merit, or any other non-need-based reason. When reporting questions H1 and H2, non-need-based aid that is used to meet need should be counted as need-based aid.

Note: Suggested order of precedence for counting non-need money as need-based:

1. Non-need institutional grants
2. Non-need tuition waivers
3. Non-need athletic awards
4. Non-need federal grants
5. Non-need state grants
6. Non-need outside grants
7. Non-need student loans
8. Non-need parent loans
9. Non-need work

Non-need-based self-help aid: Loans and jobs from institutional, state, or other sources for which a student need not demonstrate financial need to qualify.

Work study and employment: Federal and state work study aid, and any employment packaged by your institution in financial aid awards.